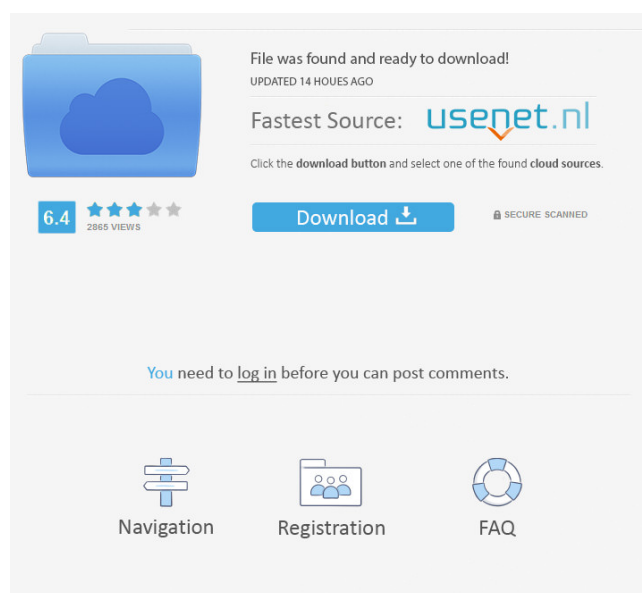


OpenStartMenu Crack Torrent (Activation Code) Free Download [32|64bit]





File was found and ready to download!
UPDATED 14 HOURS AGO

Fastest Source: [usenet.nl](#)

Click the **download button** and select one of the found **cloud sources**.

6.4  2865 VIEWS

[Download](#)   SECURE SCANNED

You need to [log in](#) before you can post comments.

[Navigation](#) [Registration](#) [FAQ](#)

OpenStartMenu [Mac/Win]

/help - display detailed help information /quit - exit OpenStartMenu Full Crack /autorun - launch OpenStartMenu when a new disc is inserted /nosplash - don't display the splash screen /noscroll - don't scroll the status area /pan - open the Start menu at the mouse location /mouse - open the Start menu at the mouse location /mouse + [x] - open the Start menu at the mouse location + x /mouse + [y] - open the Start menu at the mouse location + y /screen x y - open the Start menu at the x,y location relative to the upper left corner of the screen /hidetaskbar - hide the taskbar /showtaskbar - show the taskbar /nostartmenu - don't open the Start menu /startmenu - open the Start menu The following screen shot shows an example of OpenStartMenu running with its default configuration (no changes applied): The following image shows an example of OpenStartMenu with the taskbar hidden (and re-showing in this case): The following image shows an example of OpenStartMenu with the Start menu showing when the mouse is located at the center of the screen, x = 450 and y = 150, relative to the upper left corner: The following image shows an example of OpenStartMenu with the Start menu showing when the mouse is located at the center of the screen, x = 450 and y = 450, relative to the upper left corner: OpenStartMenu supports the Windows "hide the Start button" feature. After "hide the Start button", the Start menu is available by pressing Windows-E or Win-E. OpenStartMenu also supports multiple system languages. You can select the language by clicking the "System Language" button while the program is running. OpenStartMenu OpenStartMenu is a simple Windows utility that provides a shortcut to the Start menu and features command lines for additional actions. It doesn't require setup, so it can be saved in a custom location on the hard disk and directly launched. Otherwise, you can save it to a USB flash drive to run it on any computer with minimum effort and no previous installers. It doesn't need DLLs and doesn't change any settings in the Windows registry. Double-clicking the.exe opens the

OpenStartMenu Crack PC/Windows

Save the current keyboard macros or redefine the existing ones.KEYMETA Description: Same as KEYMACRO, with the difference that you can insert new macro definitions after the existing ones.MENUKEY Description: Open the Start menu using the Win key.CONTEXTMENU Description: Open the Start menu using the right mouse button.WINKEY Description: Open the Start menu using the left mouse button.SHORTCUTS Description: Display all of the shortcuts that are mapped to the selected key.CMD Description: Open the command prompt using the default command prompt shortcut in the Start menu.SHELL Description: Open the system command prompt and log on as the specified user.SUBSCRIPTIONS Description: Remove or add the program subscriptions to the selected key.ALIASES Description: Open the specified folder.URL Description: Open a specified URL.EXTRADATA Description: Download the selected data from a specified file.CONFIG Description: Modify the configuration file.COMPPACK Description: Create a copy of the specified file.SETPPACK Description: Add a setting to the configuration file.CHGPPACK Description: Modify an existing setting in the configuration file.MRC Description: Modify the specified file in the read-only mode.ENJ Description: Modify the registry in the specified key.OPPPACK Description: Modify the specified file in the write-only mode.CHGPPACK Description: Modify an existing setting in the configuration file.OPPPACK Description: Modify the specified file in the write-only mode.CLS Description: Empty the specified folder.CLOSE Description: Close the specified window.EXIT Description: Exit the program.WINDOWINFO Description: Display the window information of the specified window.WINDOWCLOSE Description: Close the specified window.WINDOWMIN Description: Minimize the specified window.WINDOWMAX Description: Maximize the specified window.HELP Description: Open the program help.DOCUMENTEX Description: Open the specified file in the specified program.MAINMENU Description: Open the specified file in the default main menu folder.DIRMENU Description: Open the specified folder in the default main menu folder.FONTHelp Description: Open the program help in the selected language.RECMD Description: Open the command prompt and execute the specified command with 1d6a3396d6

OpenStartMenu Crack

This tool replaces the Windows Start menu shortcut. It supports all the configuration settings of the Start menu. It is portable and can be saved and executed directly from the USB flash drive. It is very simple to use. Just double-click the.exe and you're ready to go. The application is compatible with Windows Vista, 7, 8, and 10. By default, the application displays the regular icons used in Windows start menus, but you can also use this tool to replace the original Windows icons with custom icons of your choice. For Windows Vista, you can add custom icons to start menus by right-clicking on them and selecting "Add to all user shortcuts...". You can also replace icons by adding icons of your choice. To add an icon, navigate to its location and right-click on the icon to add it to the start menu. You can also modify the entire set of icons, by right-clicking on the start menu and selecting "Edit the entire set of icons...". The start menu can be edited without opening the Start menu. To edit the start menu, simply double-click on the.exe file to launch the Start menu. OpenStartMenu Compatibility: Windows Vista, 7, 8, and 10 You can only use one configuration at a time. You can save the configuration to a USB flash drive and run OpenStartMenu directly from the USB flash drive without having to install it. You can change the configuration of OpenStartMenu by right-clicking on the.exe and selecting "Change the configuration...". OpenStartMenu Functions: OpenStartMenu also provides the following functionalities: Copy the path of a folder or file in a command line OpenStartMenu has the following command lines: /path "path of a folder or file" If the path is followed by a path that points to a folder or a file, this folder or file is opened and the shortcut is set accordingly. For example, if you run the command line "/path folder_path", the folder or file you specify is opened. The /mouse command line opens the Start menu at the current mouse location. For example, if the mouse is at the location x,y, the Start menu is opened at the mouse location x,y. The /mouse +-x,y command line opens the Start menu at the mouse location +-x,y. For example, if the mouse is at the

What's New In?

System Requirements:

To install the game, you will need a 3rd-party application that can run on your Mac, and a USB drive to store data on for the installation. For the USB drive, you need at least 2GB of storage space (1GB for installation and 1GB for updating the data files) You can also use a folder on your internal hard drive for the storage space. After you launch the game, the USB drive and folder must both be mounted, or they will not appear in the game. The USB drive must

Related links:

<https://neherbaria.org/portal/checklists/checklist.php?clid=11755>
<https://algarvepropertysite.com/jbnc-crack-activation-code-with-keygen-download-2022-latest/>
<https://nkrumaists.com/wp-content/uploads/2022/06/saadxyr.pdf>
<https://www.kmjgroupfitness.com/bitwarden-for-chrome-8-0-0-crack-latest/>
<https://drogueriaconfia.com/g-data-antivirus-product-key-free-pc-windows-final-2022/>
<http://www.rathisteelindustries.com/techscheduler-advanced-version-crack-pc-windows-2022/>
<https://www.mycatchyphrases.com/idcloak-vpn-download/>
<http://hotelthequeen.it/2022/06/07/cobit-crack-registration-code-download-3264bit/>
<https://captainseduction.fr/vermap-license-code-keygen-latest/>
<http://fotoluki.ru/?p=1950>
<https://sfinancialsolutions.com/thumbnail-refresh-tool-full-product-key-for-windows-april-2022/>
<http://dottoriitaliani.it/ultime-notizie/salute/classic-style-menus-and-toolbars-for-powerpoint-2007-crack-april-2022/>
<https://learnpace.com/fonepaw-android-data-recovery-crack-download-latest/>
<https://nansh.org/portal/checklists/checklist.php?clid=63796>
https://surprisemenow.com/wp-content/uploads/2022/06/Sencha_Cmd.pdf
<http://thebrothers.cl/?p=6013>
<http://naasfilms.com/treeprojects-2-8-1-for-windows-2022-new/>
<https://www.soroherbaria.org/portal/checklists/checklist.php?clid=63795>
https://myinfancy.com/upload/files/2022/06/VzNzwFXfMFqCOc6d6kL5_07_1c59d15710301f5ee31c0308a666d887_file.pdf
<https://housapedia.com/icap-4windows-crack-with-product-key-download-3264bit/>